

**PRODUCT INFO**

**Base clamp mountings BG Base** are made of drawn round aluminum profiles and have slitted clamping points machined by cutting methods.

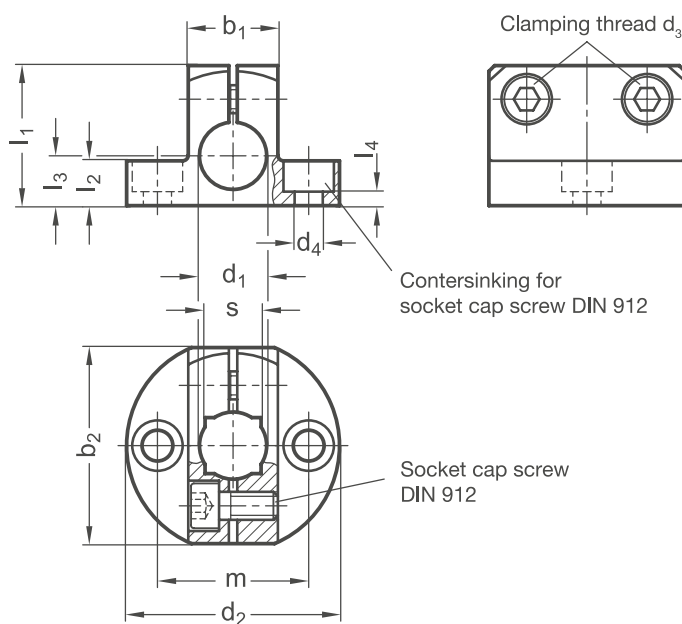

The base with two bores serves as an interface or for fastening the clamp mounting to the place of use.

The bore distance  $m$  is the same for all clamp mountings and the available accessories with fastening options to ensure simple replacement and combination.

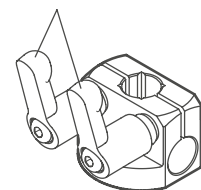
The bores at the clamping points are situated in a plane and arranged in a T-shape, parallel / perpendicular to the fastening plane. They receive rods and tubes with round or square cross-sections via the additionally incorporated square bore.

For clamping, stainless steel socket cap screws DIN 912-A2-70 combined with the clamping thread reduce the bore cross-section. For regular tool-free clamping, adjustable hand lever sets are available as accessories under the designation HK.

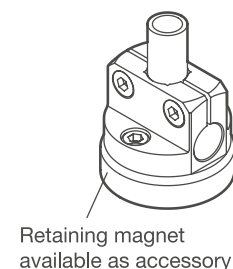
**RoHS-compliant product**



Adjustable hand lever set HK



Application example



Clamping point													Accessories
Bore d <sub>1</sub>	b <sub>1</sub>	b <sub>2</sub>	d <sub>2</sub>	Clamping thread d <sub>3</sub>	Pass- through bore d <sub>4</sub> for	l <sub>1</sub>	l <sub>2</sub>	l <sub>3</sub>	l <sub>4</sub>	m	Square s		Hand lever set HK for d <sub>3</sub>
B 8	14	29	31,5	M 4	M 4	20	7	7	3	22	-		M 4-14
B 10	16	35	38	M 5	M 5	24	8	8	2,5	27	8		M 5-16
B 12	16	35	38	M 5	M 5	25	8	8	2,5	27	10		M 5-16
B 15	20	41	45	M 6	M 6	30	10	10	4	32	12		M 6-20
B 16	20	41	45	M 6	M 6	31	10	10	4	32	-		M 6-20
B 20	25	44	50	M 6	M 6	35	12,5	12,5	6,5	36	16		M 6-25

Surface	
O	
G	Tumbled, matt
S	Anodized black

ORDER KEY

BG - d<sub>1</sub> - o

Base clamp mounting \_\_\_\_\_  
Clamping point \_\_\_\_\_  
Surface \_\_\_\_\_

ACCESSORIES

– Adjustable hand lever set **HK** see page 172

ON REQUEST

- Clamping point with special diameter
- Screw points with hex head screws
- Surface anodized in colors
- Retaining magnet