

PRODUCT INFO

Joint clamps GSP of die-cast aluminum have slitted clamping points machined by cutting methods. They are comprised of swivel clamps LST and LSP.

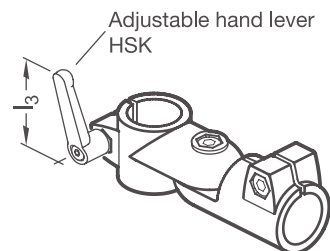
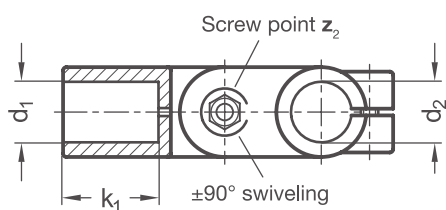
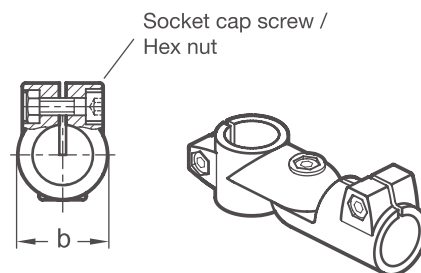
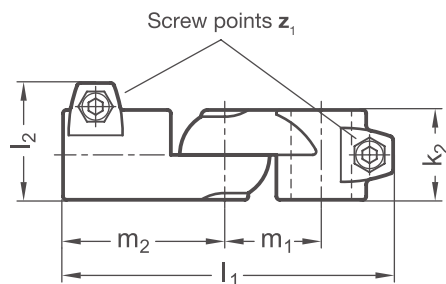
The clamping point bores are arranged at an angle of 90° and connected by the clamping joint to swivel by $\pm 90^\circ$. They receive typically available construction tubes with full surface contact over the entire cross-section of the bore.

At the screw points, hex socket cap screws or adjustable hand levers reduce the bore cross-section for clamping.

A hex socket cap screw or an adjustable hand lever at the clamping joint acts axially on the joint axis. The clamping joint can be adjusted either steplessly or based on the serration pattern.

Adjustable hand levers are intended for repeated, tool-free clamping. Under the designation HSK, these are available separately for individual use and in other designs. Compared with the tool-operated hex socket cap screw, the clamping force achievable with an adjustable hand lever is lower due to the shorter lever length.

RoHS-compliant product



Clamping point 1	Clamping point 2	Lug width b	k₁	k₂	l₁	l₂	m₁	m₂	Hex socket cap screw z₁	Hex socket cap screw z₂	Accessories recom. hand lever	
											HSK for z ₁ l₃	HSK for z ₂ l₃
B 20	B 20	40	42,5	40	147	52	43	72	M 8-25	M 8-30	-	78
B 25	B 25	40	42,5	40	147	52	43	72	M 8-25	M 8-30	78	78
B 30	B 30	40	42,5	40	147	52	43	72	M 8-25	M 8-30	78	78
B 40	B 40	65	74	65	230	77,5	70	115	M 10-50	M 10-55	-	92
B 42	B 42	65	74	65	230	77,5	70	115	M 10-50	M 10-55	-	92
B 45	B 45	65	74	65	230	77,5	70	115	M 10-50	M 10-55	92	92
B 48	B 48	65	74	65	230	77,5	70	115	M 10-50	M 10-55	92	92
B 50	B 50	65	74	65	230	77,5	70	115	M 10-50	M 10-55	92	92

Type **t**

S	Stepless adjustment
T	Adjustment with 15° division (serration)

Screw points **z**

1	Hex socket cap screw steel, zinc-plated DIN 912-8.8 and lock nut steel DIN 985-8, zinc-plated
2	Hex socket cap screw stainless steel DIN 912-A2-70 and lock nut stainless steel DIN 985-A2, glide coating

Surface **o**

2	textured powder-coated, Black RAL 9005
8	blasted, matt

ORDER KEY

GSP - d₁ - d₂ - t - z - o



ACCESSORIES

– Adjustable hand levers **HSK** see page 168

ON REQUEST

- Clamping points with different diameters d₁ and d₂ or special diameter
- Screw points with hex head screws or mixed screw / adjustable hand lever elements
- Surface ball-burnished, anodized or powder-coated in other RAL colors